

Amblecote Primary School—Knowledge Organisers



Phase: KS1	Subject: Computing	Focus: Online safety and Exploring Purple Mash	Term: Autumn
-------------------	---------------------------	---	---------------------

What I should already know?

- To be able to log on to the computer.
- That information can be retrieved from computers.

Vocabulary

Avatar	A digital picture to represent someone.
Log in	Using a username and password to access a system.
Log out	Leaving a computer system.
My work	The place on Purple Mash where your work is stored. Only you and your teachers can access this.
Notification	A system that lets you know if you have something to look at. On Purple Mash this is shown by a bell.
Password	A series of letters, numbers and special characters that is entered after the username to access an online site. In Purple Mash, this can also be a series of pictures.
Save	Store your work as you create something so it can be accessed later.
Tools	The area on Purple Mash that contains ready-made-resources.
Topics	The area on Purple Mash with the different learning apps.
Username	A name that is used by someone to access an online site.

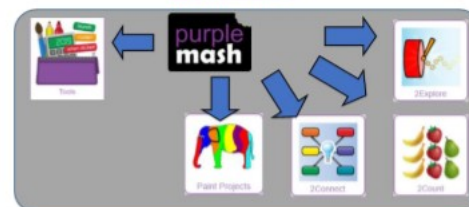
Knowledge

In Purple Mash an avatar is a picture you create in the software to represent you. It is safer to use an avatar on the internet than have a picture of yourself.

In Purple Mash most of the work you save will be saved in the My Work section of Purple Mash. The only person that can see this work is the teacher and you.

A password is a secret word or phrase that allows a user to access a website

Key Resources



Key Images

Login screen

Avatar

Save your work

The area of Purple Mash where your work is stored.

This picture shows you if you have any notifications.

Topic section of Purple Mash.




Tools section of Purple Mash.





By the end of the unit I should know...

- To log in safely.
- To learn how to find saved work in the Online Work area and find teacher comments.
- To learn how to search Purple Mash to find resources.
- To become familiar with the icons and types of resources available in the Topics section.
- To start to add pictures and text to work.
- To explore the Tools and Games section of Purple Mash.
- To learn how to open, save and print.
- To understand the importance of logging out.

<u>Question 1</u> When you type in your password why does it show ****?	<u>Start of Unit</u>	<u>End of Unit</u>
So that no one else can see your password.		
You have not typed it in correctly.		
So that it looks nice on the screen.		
Don't know		

<u>Question 2</u> What is an avatar?	<u>Start of Unit</u>	<u>End of Unit</u>
Someone's name.		
A username.		
A digital picture to represent somebody.		
Don't know		

<u>Question 3</u> How would you find 2Count on Purple Mash? (Tick one)	<u>Start of Unit</u>	<u>End of Unit</u>
Save and Exit 		
Tools 		
Topic 		
Don't know		

<u>Question 4</u> How do you save and open your work? (Tick one)	<u>Start of Unit</u>	<u>End of Unit</u>
Print icon 		
		
Open  and Save  icons.		
Don't know		

<u>Question 5</u> Why is it important to log off the computer?
Start of the unit:
End of the unit:

What I would like to find out?

Answers to my questions...